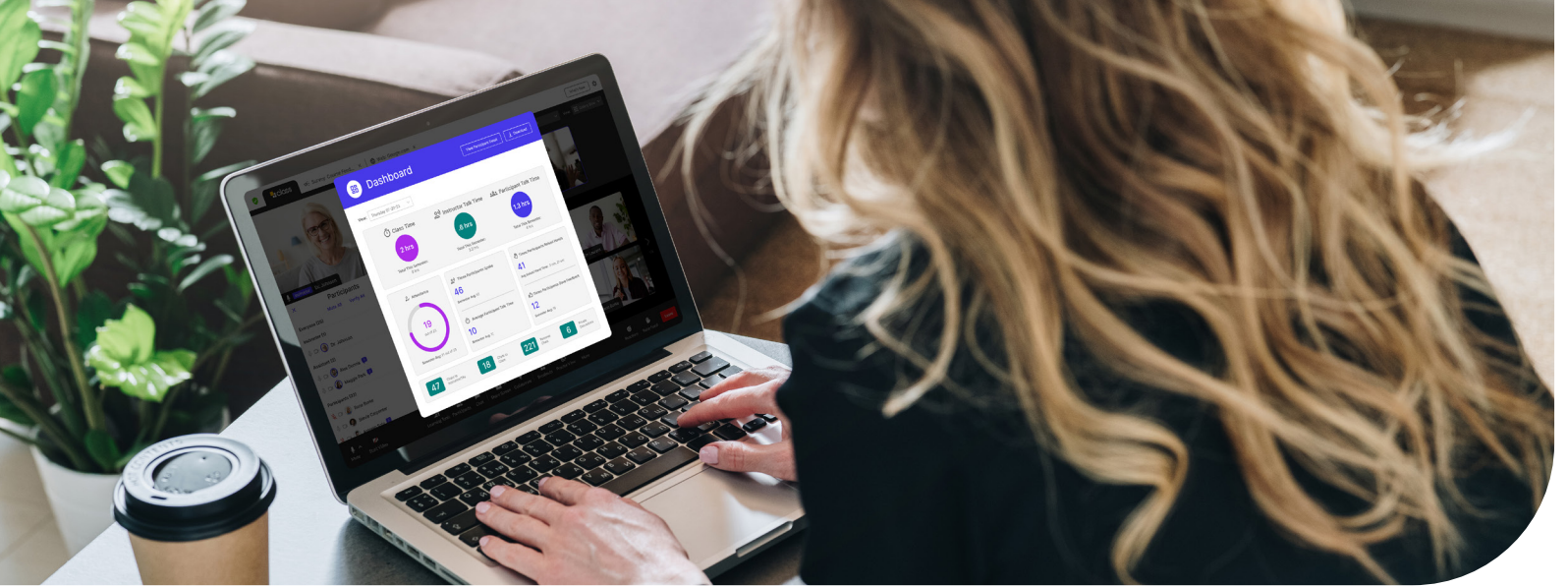


# Why Class For Your Healthcare Training Initiatives



The virtual classroom for healthcare and clinical training, built for Zoom and Microsoft Teams



**Traditional meeting tools don't cut it anymore when it comes to virtual healthcare training.** Your programs are not just a series of meetings. They require engagement, interaction, and accountability that traditional meeting tools weren't designed to deliver.

When it's time to deliver real learning outcomes, you need something more — a platform designed specifically for healthcare training initiatives. If you're relying on traditional meeting or web conferencing tools to train clinical and administrative staff, onboard new employees, or run EHR competency programs, you're likely spending unnecessary time recreating the same elements, session after session. That means wasted hours on setup, lost momentum between sessions, and a lack of continuity for learners.

Class is purpose-built for training and L&D. Built for Zoom and Microsoft Teams, it combines familiar technology with essential capabilities for live virtual healthcare training that are more effective, repeatable, and scalable. Persistent virtual sessions, reusable content and templates, and interactive engagement and collaboration features mean clinical educators can focus on instruction, not rebuilding.

**As you consider a virtual platform for your healthcare training initiatives, this guide will help you:**

- Recognize what capabilities and features in a virtual training and development platform matter most
- Evaluate your options
- Choose a solution that aligns with your training, development, and business goals

**Key considerations are organized into four categories, based on an instructor's workflow**

**FOUNDATIONS**

Core features and capabilities for scalable virtual healthcare training initiatives

**BEFORE TRAINING**

Seamless setup and smarter planning for persistent and reusable virtual training and development

**DURING TRAINING**

Enhance live sessions with interactive features that drive focus, participation, and competency

**AFTER TRAINING**





Track progress and improve learning outcomes with comprehensive analytics

# Considerations Guide

Use this Considerations Guide to see where Class stands apart and meets your unique healthcare training and development initiative needs.

## Before Training

**SEAMLESS SETUP, MAXIMUM IMPACT**—Sync your LMS, build templates and assessments, and pre-configure breakout rooms to efficiently create training and development that captivate and engage from day one.






USE CASE	BENEFIT & PROOF POINTS	Class	Video conferencing
 <b>LMS-Linked Course Management</b>	<p>Simplify setup by linking your virtual classroom with your LMS, reduce manual workarounds, and get hours back in your day.</p> <p><i>Native LMS Integrations, SSO, Rostering, Attendance, Training Materials Sync, Groups Integration, Learning Tools, Gradebook</i></p>	✓	✗
 <b>Impact-Focused Learning &amp; Training</b>	<p>Shape the foundation of training and development designed for real learning outcomes with quizzes, surveys, and engagement metrics.</p> <p><i>Quizzes, Tests, and Assessments, Surveys, Engagement Analytics</i></p>	✓	✗
 <b>Faster, Smarter Session Prep</b>	<p>Use pre-built templates to create engaging, effective healthcare training in less time.</p> <p><i>Templates, Agendas</i></p>	✓	✗
 <b>Breakout Room Readiness</b>	<p>Configure breakout rooms ahead of time so participants can dive straight into productive collaborative learning.</p> <p><i>Intelligent Breakout Rooms Pre-configuration</i></p>	✓	✗

*This guide is based on the capabilities in Class for Zoom and Class for Microsoft Teams*

# During Training

**GIVE CLINICAL EDUCATORS FULL VISIBILITY AND CONTROL THROUGHOUT EVERY SESSION**—from the main room to every breakout.






Interactive facilitation tools keep learners engaged and accountable during healthcare training and development sessions, while real-time engagement scoring and breakout room oversight let instructors identify who needs support and act on it before the session ends.

USE CASE	BENEFIT & PROOF POINTS	Class	Video conferencing
 <b>Live Learning Facilitation</b>	From static to dynamic—make every training experience interactive with live tools that let you illustrate, annotate, and engage on the fly. <i>Whiteboard, Screen Share, &amp; Annotations</i>	✓	✗
 <b>Data-Informed Learning &amp; Training</b>	Easily assess learner and instructor progress and training effectiveness through integrated assessment and feedback tools. <i>Surveys, Polls, Quizzes, and Tests</i>	✓	✗
 <b>Comprehensive Proctoring</b>	Track progress across multiple screens and select specific views for active supervision. <i>Multi-Screen Training View</i>	✓	✗
 <b>Scalable Breakout Room Management</b>	Observe, interact, and guide every breakout room, in real time. <i>Enhanced Breakout Rooms, Breakout Bird's Eye View with Transcription, Breakout Rooms-Launch Content</i>	✓	✗
 <b>Collaboration Tools</b>	Foster real-time collaboration with interactive learning experiences. <i>Webpage Sharing within Training Session, File Upload, Play Video, MS Office Live Collaboration</i>	✓	✗
 <b>Customizable Experience</b>	Shape each session to match your instruction style by customizing who speaks, who's seen, and what's on the screen. <i>Seating Charts, Front of Room, Privacy Mode, Pinned Locked Tabs, Instructor Podium</i>	✓	✗
 <b>Real-Time Engagement Tracking</b>	Know who's present, who's participating, and who needs support. <i>Attendance Tracking, Learner Engagement Scoring, Engagement Analytics</i>	✓	✗

# After Training

**LEARNING DOESN'T STOP WHEN THE SESSION ENDS**—Keep content accessible and measurable after every training event.













Post-session analytics give healthcare training teams visibility into attendance, engagement, and learner progress, so clinical educators can identify where staff need additional support and improve future sessions with data from the ones that already ran. Interactive session recordings let clinical staff revisit training on their own schedule, while attendance, engagement, and assessment data sync automatically to your LMS, no manual export required.

USE CASE	BENEFIT & PROOF POINTS	Class	Video conferencing
 <b>Interactive Session Playback</b>	<p>Go beyond passive recordings with playback that allows engagement through comments, questions, and persistent chat.</p> <p><i>Interactive Playback, Video Playback, Content Downloads Asynchronously, Polls, Surveys, Quizzes, etc.</i></p>	✓	✗
 <b>Post-Session Learning Continuity</b>	<p>Learning doesn't stop when the live session ends. Keep content accessible and interactive for ongoing learner engagement.</p> <p><i>Persistent Chat, Archived Recordings</i></p>	✓	✗
 <b>Insightful Engagement Analytics</b>	<p>Go deeper than attendance. Use post-session insights into attendance, interaction, and engagement to guide learner support and inform instruction.</p> <p><i>Analytics Dashboard</i></p>	✓	✗
 <b>Holistic Session Records</b>	<p>Get a full picture of live session activity with downloadable transcripts, chats, and session data.</p> <p><i>Download Session Data, Recorded Transcripts, Chat, Session Timeline</i></p>	✓	✗
 <b>Unified Assessment &amp; Feedback</b>	<p>Every quiz, test, and poll is a goldmine of insights. Transform raw data into smarter, sharper instruction.</p> <p><i>Quizzes, Tests, Assessments, Surveys</i></p>	✓	✗

# Foundations

**EVERYONE LEARNS, ANYWHERE**—Secure, seamless access with built-in reliability, scalability, and accessibility.

Effective healthcare training starts with a foundation your clinical and administrative staff can rely on. Class provides secure, HIPAA-compliant access across devices and locations, scales to meet the demands of large healthcare systems, and offers an interface designed for learners at every level of technical comfort. Without that foundation in place, even well-designed training programs have trouble delivering consistent results.

USE CASE	BENEFIT & PROOF POINTS	Class	Video conferencing
 <b>Video Conferencing Access</b>	<p>Join from anywhere, anytime. Ensure every participant can join meetings effortlessly, regardless of their device or location.</p> <p><i>Dial-in Support, Supports Multiple Browsers, Waiting Room, VoIP</i></p>		
 <b>Video Conferencing Capacity</b>	<p>Capacity to grow, tools to connect. Scale your sessions seamlessly while maintaining a personalized experience.</p> <p><i>Up to 500 Participants, Virtual Backgrounds</i></p>		
 <b>Security</b>	<p>Secure from start to finish. Ensure every participant is verified so your sessions stay secure, safe and distraction-free.</p> <p><i>Security, ID Verification</i></p>		
 <b>Accessibility &amp; UX</b>	<p>Designed for every learner: inclusive and intuitive virtual training for everyone.</p> <p><i>Accessibility: Built-in Session Role for Sign Language Interpreters</i></p> <p><i>User Experience: Intuitive Interface Designed Specifically for Online Teaching and Learning</i></p>		



# Healthcare training and development programs require more than a meeting platform.

Clinical educators need tools that support structured healthcare training and development delivery, real-time engagement, and compliance documentation, not another video call.

Class is designed to increase learner engagement, support instructor effectiveness, and connect training data across the systems your health system already uses.

Let's find the right fit

[CLASS.COM](https://class.com)

